



THE DRAWING ROOM
INVITATION STATIONERY

wedding
invitation.
guide



it's official, you're engaged!

Every couple wants their wedding day to be magical. Deciding on a look that coordinates the theme and tone of your wedding are all part of the package to making your wedding the most memorable day of your life.

Your invitation is very important as it is the first piece of real information that your guests will receive about your wedding. It is the first glimpse of the celebration that's about to unfold...





John Winter & Megan Hope
Request the pleasure of the company of
Heather and Chris

To share in the celebration
of their wedding

On Saturday
the Twentieth Day of January
Two Thousand and eight
At one o'clock in the afternoon
At Lansdowne Homestead
162 Old Tai Tapu Road,
Christchurch

Followed by a reception and dance

RSVP
Sunday Seventh day of December
Two Thousand and seven
On (03) 366 2839

Invitation

☐ I accept with

☐ Vegetarian

☐ I decline with

where to start

Ideas, ideas, ideas...
Start collecting
as many pictures,
clippings, invitations
and decorating ideas as
you can. Scrapbook or
shoebox it—we want to see
it all! It makes the idea and
design process easier for us
to interpret your vision.



Don't worry if you
haven't come up with
a design or colour
theme—we are only
too happy to help!





OUR
WEDDING

planning

Love it or hate it— it is a necessary part of a successful wedding. Here are a few things to think about—

When should our invitations be sent out?

Start planning your stationery requirements at least 5-6 months ahead of your wedding. If the wedding is being held abroad or over a special holiday weekend your guests may require more notice—as soon as you have a date set think about sending out a save the date card advising the guests to keep this date free.





colour & design

Whether you want your guests to open a hand-lettered, handmade card for a formal black tie wedding, or a beautiful embossed paper tied with a sprig of rosemary for a relaxed garden wedding, or something with a vintage twist we can create an invitation you will absolutely love!

With over 400 beautiful papers and a gorgeous selection of ribbons and embellishments in store there is something to suit everyone's tastes and budget.


Our team of wedding consultants will provide you with as little or as much help as you want.

Why not let our graphic design team incorporate your colours and theme to create a unique and personalised invitation.

We take enormous pride in ensuring you are totally satisfied with your invitations.





A red card with a damask pattern, featuring a white center band. The card is placed on a background of white and pink flowers.

Juliette & Christopher

other stationery to consider

- Envelopes
- Acceptance cards
- Gift registry
- Map/directions
- Accommodation information



how many invitations will we need?

When calculating the number of invitations you will need to send out remember to include couples/families as one invitation — For example 75 invitations is enough for approximately 130-150 guests.

We recommend adding a few extra invites just in case you forget someone!



MR. & MRS. CHRISTO
REQUEST THE PLEASURE

Megan

AT THE MARRI

OPHER QUINN
OF THE COMPANY OF

and William

AGE OF THEIR DAUGHTER

Elizabeth Anne
TO
David Martin

CH. TAITAPU
D OF FEBRUARY
TWELVE
TERNOON

Handwritten text, likely a signature or address, is visible in the background.



style trial

U nsure if everything's going to work well together? You are able to purchase single sheets of paper and most embellishments individually so take them home and play around — mock up and idea and bring it back in to store where we can give you a quote for your chosen design.

“Today I marry my best friend,
the one I laugh with, live for,
dream with, love...”

printing & trimming & assembly

Important things to consider:

- Is my printer suitable for my chosen papers?
- Can I achieve a professional look?
- How will I trim my papers to the correct size?
- What typeface will suit the look of my invitations?
- What style of wording is appropriate for my wedding?



Handy Tip

Make sure you proof your work before printing. This can save you a lot of time and money, not to mention a lot of unneeded grief.

We suggest getting someone independent to have a look over everything.

If you are happy to print your own invitations remember to pre-test your selected papers on the printer you are planning to use. We can assist you in selecting the appropriate papers for your printer.

52

David & Marilyn Watson together with
Daniel & Helen McGregor
request the pleasure of the company of
Jayne & Simon to the wedding
of their children

SUNNYSIDE

New's college chapel
ninth of february
and twelve
to follow

you can leave it to us!

If the idea of printing, trimming and putting together your invitations yourself just seems too hard, is a waste of your precious time you could be spending on other parts of your wedding, or provides a risk of added expense because of possible mistakes... you can let The Drawing Room take care of it for you!

Take advantage of our printing and trimming service and you will be provided with a sample invitation exactly as your guest would receive theirs in the post! Our trained staff will offer you options of layout, graphics, typeface and wording options—so you will be 100% satisfied with your design before the printing process begins.



the next step

So you've sent out your invitations and had loads of comments from your guests on how beautiful they were—now is the time to think about the stationery for the day of the wedding!

Once you have your RSVP's back come in to store and talk to us about your requirements.

Items you may need to include:

- Order of service booklets
- Menus
- Placecards
- Favour boxes
- Seating plan
- Table numbers

We can take care of it all!

invitation inspiration

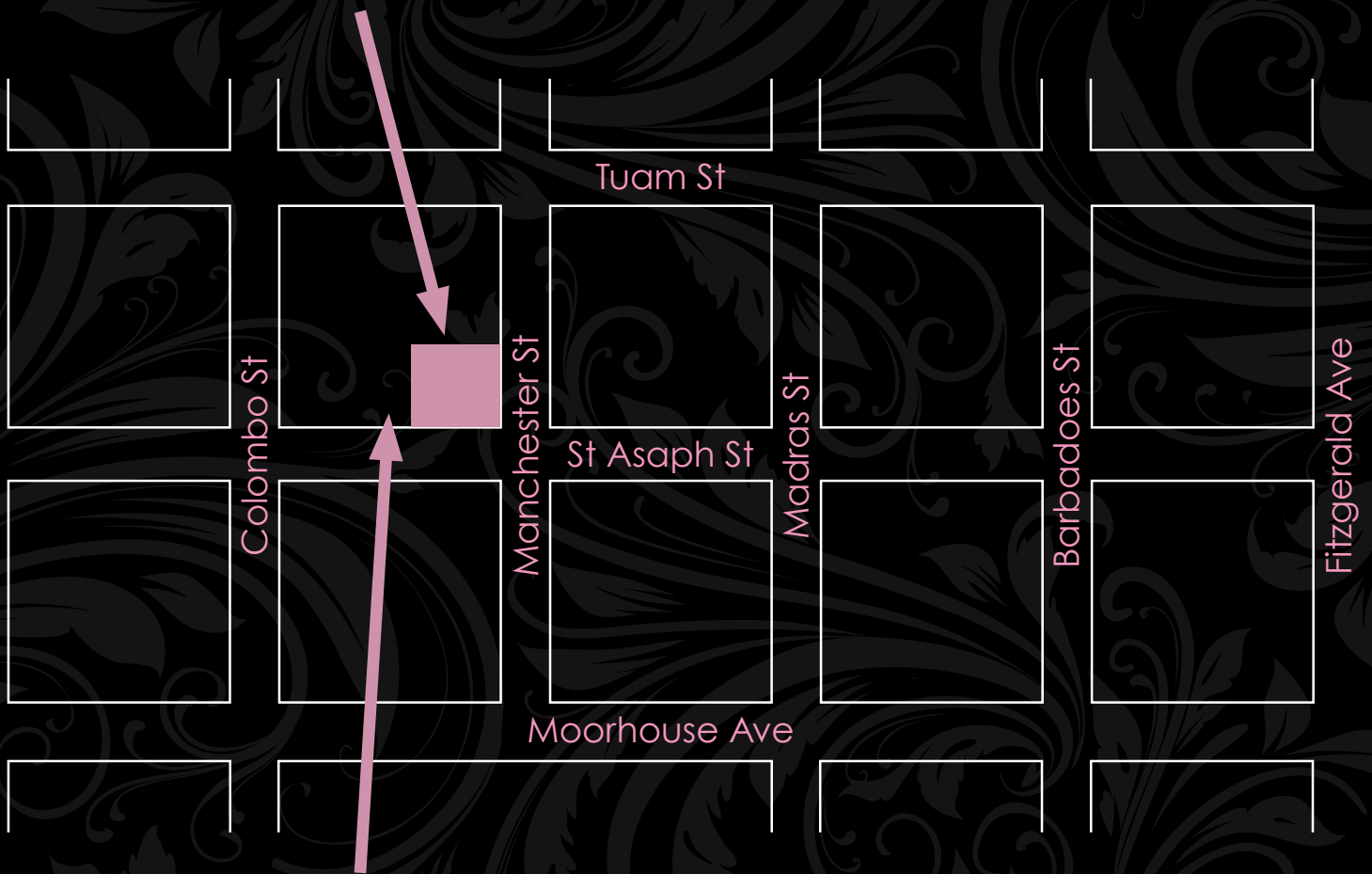




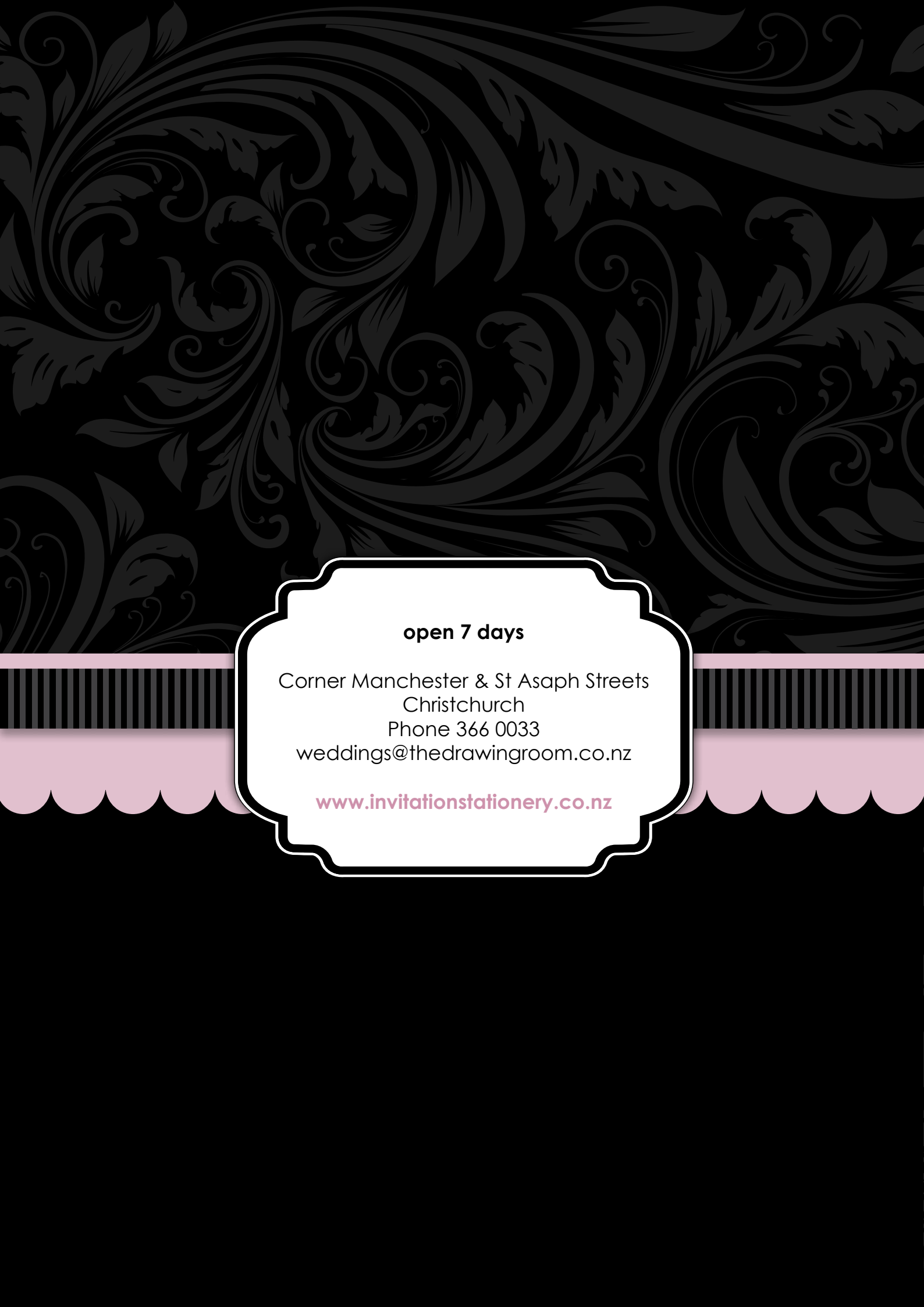


where to
find us

We are *here!*



Free parking behind
our shop *here!*



open 7 days

Corner Manchester & St Asaph Streets
Christchurch
Phone 366 0033
weddings@thedrawingroom.co.nz

www.invitationstationery.co.nz